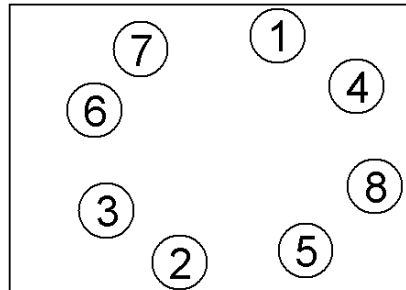
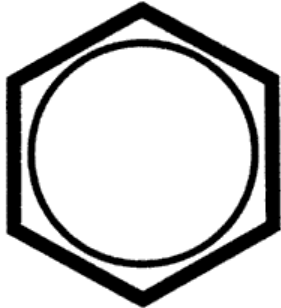
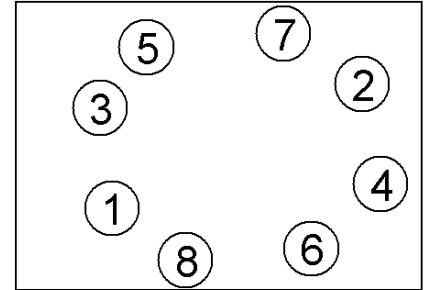





Anziehvorschrift Zylinderkopf**Tightening Instructions for Cylinder Head****Instructions de serrage pour culasse****Prescripciones de apriete para culatas****762.989**passend für / suitable for
adaptable à / adaptable a**Das Original**Schraubenkopf / Head shape Anziehreihenfolge/Tightening sequence/Ordre de serrage/Orden de apriete
Tête de vis / Cabeza de tornillo**8280.01/02****8280.22/42**Anziehen/
Tightening/
Serrage/
Apriete
 8280.01/02
>Mot. 88502
100 Nm
180 Nm
255 Nm

 Mot. 88503>
30 Nm
160 Nm
➤ 120°

 8280.22/42
30 Nm
160 Nm
➤ 120°
Zeichenerklärung / Explanations / Explication / Explicacion

	neue Zylinderkopfschrauben verwenden	use new cylinder head bolts	utiliser des vis neuves	emplar tornillos nuevos
*	Warmlauf (80°C)	warm up time (80°C)	chauffage (80°C)	calentamiento (80°C)
	Schrauben einzeln lösen und wieder anziehen	loosen and tighten each bolt	deserrer et serrer vis par vis	aflojar y apretar tornillo a tornillo
●	Setzzeit	relaxation time	durée de tassement	tiempo de espera
➤	Drehwinkel	torque angle	angle de serrage	ángulo de giro

Motortyp / Engine type / Type de moteur / Tipo de motor
 170.33/35 NC/NT, OM 170.33/35 PT/T, 170.38,
 190.42/48 Turbostar, 190E53 Eurostar,
 190 NC33/NT 33, OM 190.33, 220.35, 220.38-TRU,
 240.35/38-TRU, 240E52 Eurostar
 260.35 H/HW, 260 PC35, PT35, 260.48 Turbostar
 260E52 Eurostar, 330.35 H/HW/PC/PT/HT/HTW
 370.25/35 Bus, 380.35 Bus
 OM 170.38, 190.35 H/HAT/NT/PC/PT, 190.38-TRU,
Elring-Serviceteam
 Fon +49 7123 724 799
 Fax +49 7123 724 798
service@elring.de

24/01/22

762.989